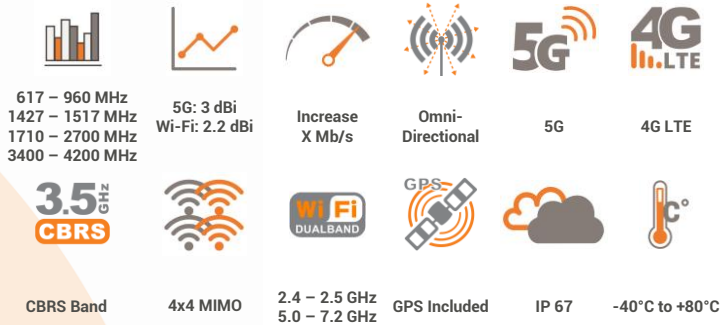


## ANTENNAS | EPNT-4 SERIES

# X-POLARISED, OMNI-DIRECTIONAL, 5G/4G & WI-FI CPE

617 – 4200 MHz, 3 dBi; 2400 – 2500 MHz & 5000 – 7200 MHz, 2.2 dBi



- An all-in-one solution integrating high-performance antennas with your router into a single rugged outdoor enclosure
- Minimal RF cable losses, as there is no need for lengthy RF cables to connect to your router, enhancing overall antenna performance
- Backwards compatible with 2G/3G/4G technologies
- 2x2 or 4x4 MIMO Wi-Fi antennas for 2.4 GHz and 5 to 7.2 GHz
- Available router size of up to 140 x 120 x 50 mm<sup>3</sup>
- 316 stainless steel bracket included for marine applications
- Weather/dust and vandal-resistant enclosure (IP67)



APPLICATION AREAS

## Product Overview

The EPNT-4 is Poynting's newly added omni-directional, customer-premises equipment (CPE). The EPNT-4 offers a variety of antennas in one package, such as 4x4 5G/4G MIMO, 4x4 Wi-Fi MIMO, as well as an additional GPS antenna. The cellular 5G/4G antennas are wideband and operate from 617 to 4200 MHz, covering the major 5G/4G bands with excellent gain across all frequencies, enhancing the 5G/4G performance features, such as multi carrier aggregation (CA) for communication. While the Wi-Fi antennas offer dual-band operation and cover the 2.4 GHz and 5 to 7.2 GHz Wi-Fi bands with a peak gain of 2.2 dBi. In addition, the antenna elements within the enclosure are cross-polarised, further improving the overall performance of the antenna. The combination of our cellular and Wi-Fi antennas, with a router will deliver a CPE with exceptional performance along with increased data throughput.

The EPNT-4 is also fully saltwater protected, so that it can be used in highly corrosive environments, including chemical and toxic environments, thanks to the UV stable ASA radome material. The enclosure also offers a robust mechanical design to withstand adverse weather conditions, making the EPNT-4 vandal and weatherproof with an IP67 & IK10 rating.

## Features

- Wideband cellular coverage from 617 to 4200 MHz, with up to 4x4 MIMO
- 2x2 MIMO or 4x4 MIMO dual-band Wi-Fi at 2.4 & 5 to 7.2 GHz
- Cleverly designed decorrelated antennas give superior MIMO performance in both cellular and Wi-Fi bands
- Includes high-performance GPS/GLONASS antenna
- Precise mechanical design provides ruggedness, water, and dust resistance (IP67)
- Wall, pole, and surface mountable
- Includes a 316 stainless steel bracket perfect for marine applications

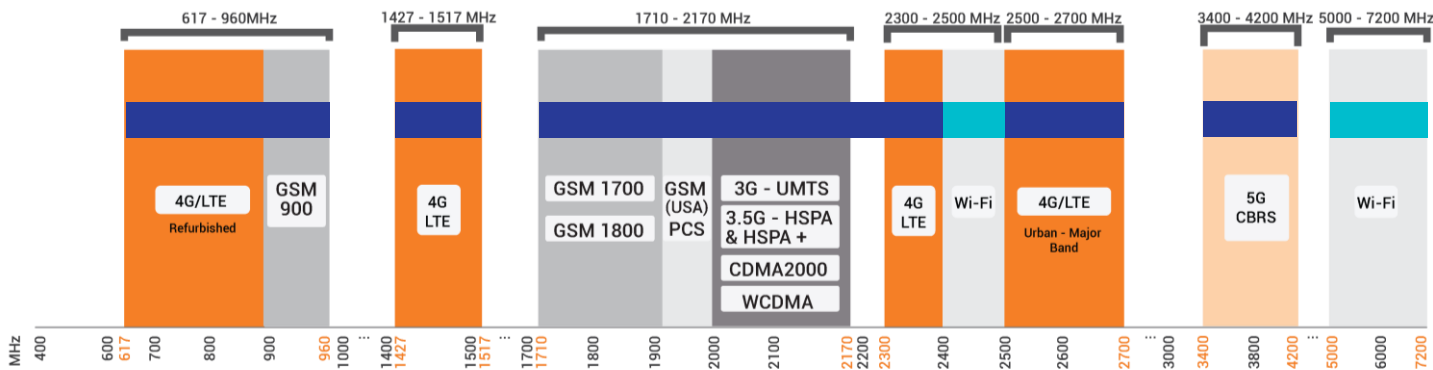
## Application Areas

- Industrial factory automation, robotic machinery and other M2M systems telemetry
- Farming & agricultural automation such as M2M & IoT
- Broadband cellular to Wi-Fi distribution for marine / boats (inland and near coastal vessels)
- Outdoor antenna for Fixed Wireless Access (FWA)
- Consumer 5G/4G internet connectivity
- Industrial and commercial 5G/4G deployment



Frequency Bands

The EPNT-4 is a CPE antenna that works from | 617 – 960 MHz | 1427 – 1517 MHz | 1710 – 2700 MHz | 3400 – 4200 MHz | and the following Wi-Fi frequency bands | 2400 – 2500 MHz | and | 5000 – 7200 MHz |



Indicates the 4G/ LTE bands on which EPNT-4 works

Indicates the WI-FI bands on which EPNT-4 works

Antenna Derivatives

Product Order Code (SKU)	A-EPNT-0004-V1-15	A-EPNT-0004-V1-17	A-EPNT-0004-V1-19
Ports	1 & 2 – 5G/4G 3 & 4 - Wi-Fi 5 – GPS	1, 2, 3 & 4 – 5G/4G 5 & 6 - Wi-Fi 7 – GPS	1, 2, 3 & 4 – 5G/4G 5, 6, 7 & 8 - Wi-Fi 9 - GPS
SISO / MIMO	2x2 MIMO – 5G/4G 2x2 MIMO – Wi-Fi	4x4 MIMO – 5G/4G 2x2 MIMO – Wi-Fi	4x4 MIMO – 5G/4G 4x4 MIMO – Wi-Fi
Coax Cable Type	RTK-031 – 5G/4G, Wi-Fi & GPS	RTK-031 – 5G/4G, Wi-Fi & GPS	RTK-031 – 5G/4G, Wi-Fi & GPS
Coax Cable Length	150 mm – 5G/4G, Wi-Fi & GPS	150 mm - 5G/4G, Wi-Fi & GPS	150 mm - 5G/4G, Wi-Fi & GPS
Connector Type	RA-SMA* (M) – 5G/4G, & GPS RA-RP-SMA* (M)- Wi-Fi	RA-SMA* (M) – 5G/4G & GPS RA-RP-SMA* (M)- Wi-Fi	RA-SMA* (M) – 5G/4G & GPS RA-RP-SMA* (M)- Wi-Fi
Weight	1.175 kg	1.19 kg	1.2 kg
Packaged Weight	2.19 kg	2.21 kg	2.65 kg
EAN	6009710924853	6009710924877	6009710924631

\*RA-SMA: Right Angle/90° SMA

\*RA-RP-SMA: Right Angle/90° Reverse Polarity SMA

\*The coax cables & connectors are factory mounted to the antenna

## Electrical Specifications - Cellular

Frequency Bands:	617 – 960 MHz 1427 – 1517 MHz 1710 – 2700 MHz 3400 – 4200 MHz
Gain (Max):	1 dBi @ 617 – 960 MHz 2 dBi @ 1427 – 1517 MHz 3 dBi @ 1710 – 2700 MHz 0 dBi @ 3400 – 4200 MHz
VSWR:	<3:1
Feed Power Handling:	10 W
Input Impedance:	50 Ohm (nominal)
Polarisation:	Cell 1: ±45° Cross Polarised Cell 2: ±45° Cross Polarised
Path to Ground:	Yes

## Electrical Specifications - Wi-Fi

Frequency:	2400 – 2500 MHz 5000 – 7200 MHz
Gain (Max):	2.2 dBi @ 2400 – 2500 MHz 2.2 dBi @ 5000 – 7200 MHz
VSWR:	<2.5:1 over 90% of the band
Feed Power Handling:	10 W
Nominal Input Impedance:	50 Ohm (nominal)
Polarisation:	Wi-Fi (Main): Vertical & Horizontal Cross Polarised Wi-Fi (Aux): ±45° Cross Polarised
Path to Ground:	Yes

## Electrical Specifications - GPS/Glonass

Frequency Range (GPS):	1575.42MHz/1600MHz
Gain (Max):	21+/-2dBi
VSWR:	≤1.5:1
DC Voltage:	2.7-3.3 V
DC Current:	5-15mA
Noise Figure:	≤1.5 dB
Nominal Impedance:	50 Ω
Polarisation:	RHCP
Filter Out Band Attenuation:	12dB Min f0+50MHz, 16dBi Min f0-50MHz
Max. Power:	50 W
Coax Cable Loss:	0.71 dB/m @ 1500 MHz

## Product Box Contents

Antenna:	A-EPNT-0004-V1
Stainless Steel Bracket:	A-BRKT-091-V1-01

## Mechanical Specifications

Product Dimensions:	351 mm x 238 mm x 182 mm
Maximum Router Dimensions:	140 mm x 120 mm x 50 mm
Packaged Dimensions:	405 mm x 280 mm x 200 mm
Radome Material:	UV Stable ASA
Radome Colour:	Brilliant White Pantone P 179-1C
Mounting Type:	Wall/ Pole and Surface Mounted

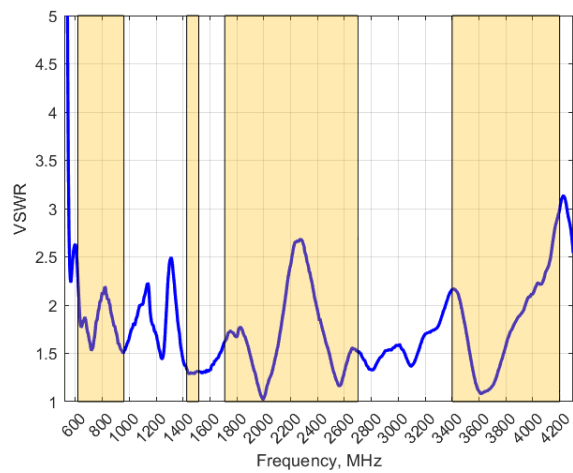
## Environmental Specifications, Certification & Approvals

Antenna Wind Survival:	≤220 km/h
Included Bracket Wind Survival:	≤190 km/h
Optional Bracket/Surface Mount Wind Survival:	≤220 km/h
Temperature Range (Operating):	-40°C to +80°C
Environmental Conditions:	Outdoor/Indoor
Ingress Protection:	IP67
Salt Spray:	MIL-STD 810G/ASTM B117
Operating Relative Humidity:	Up to 98%
Storage Humidity:	5% to 95% - non-condensing
Storage Temperature:	-40°C to +80°C
Enclosure Flammability Rating:	UL 94-HB
Impact Resistance:	IK 10
Product Safety & Environmental:	Complies with CE and RoHS standards

*\*Routers/Router boards have their own operating temperatures as provided in their individual data sheets. Routers/router boards mounted within an EPNT-4 which is exposed to solar radiation will operate at 10-12°C above ambient temperature. Please take this into consideration and select your device to be used with the EPNT-4 accordingly.*

Antenna Performance Plots - Cellular

VSWR: Cellular Antenna



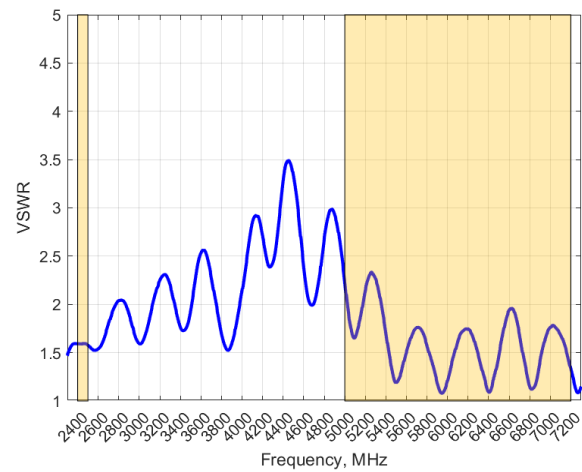
Voltage Standing Wave Ratio (VSWR)\*

VSWR is a measure of how efficiently radio-frequency power is transmitted from a power source, through a transmission line, into a load. In an ideal system, 100% of the energy is transmitted which corresponds to a VSWR of 1:1.

The EPNT-4 delivers superior performance across all bands with a VSWR of <3:1.

\*VSWR measured without a cable.

VSWR: Wi-Fi Antenna



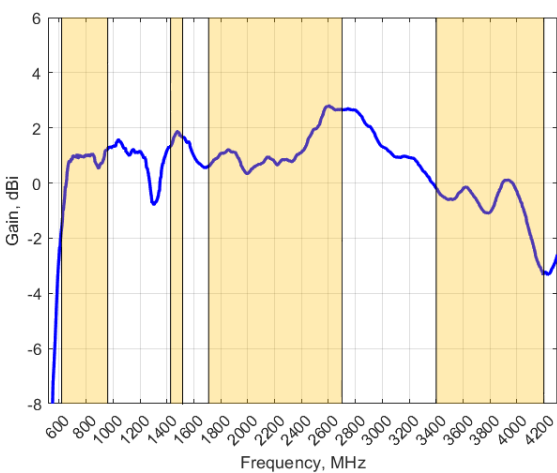
Voltage Standing Wave Ratio (VSWR)\*

VSWR is a measure of how efficiently radio-frequency power is transmitted from a power source, through a transmission line, into a load. In an ideal system, 100% of the energy is transmitted which corresponds to a VSWR of 1:1.

The EPNT-4 delivers superior performance across all bands with a VSWR of <2.5:1.

\*VSWR measured without a cable.

GAIN (EXCLUDING CABLE LOSS): Cellular Antenna



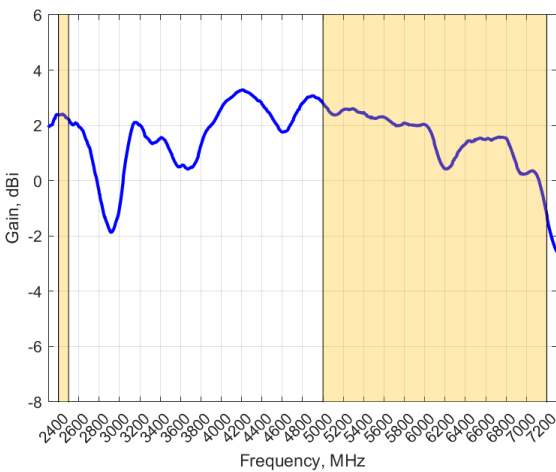
Gain\* in dBi

3 dBi is the peak gain across all bands from 617 – 4200 MHz

Gain @ 617 – 960 MHz:	1 dBi
Gain @ 1427 – 1517 MHz:	2 dBi
Gain @ 1710 – 2700 MHz:	3 dBi
Gain @ 3400 – 4200 MHz:	0 dBi

\*Antenna gain measured with polarisation aligned standard antenna

GAIN (EXCLUDING CABLE LOSS): Wi-Fi Antenna



Gain\* in dBi

2.2 dBi is the peak gain across all bands from 2400 – 2500 MHz and 5000 – 7200 MHz

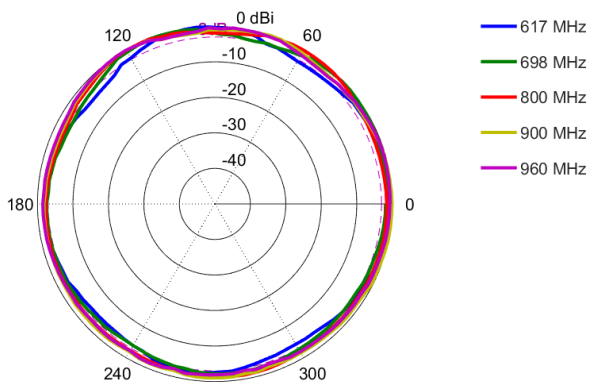
Gain @ 2400 - 2500 MHz:	2.2 dBi
Gain @ 5000 - 7200 MHz:	2.2 dBi

\*Antenna gain measured with polarisation aligned standard antenna

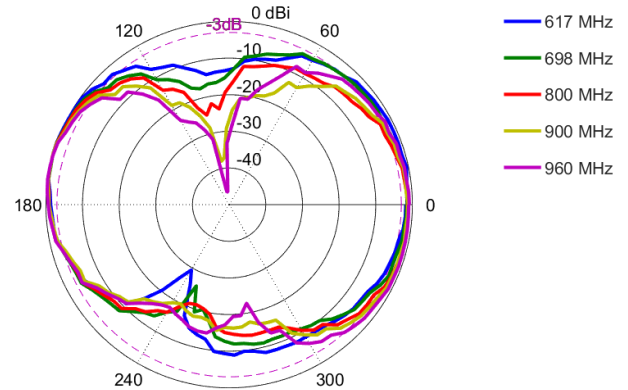


## Radiation Patterns – Cellular

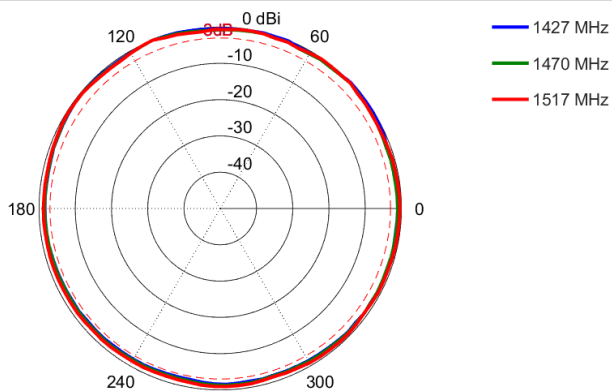
Azimuth: 617 – 960 MHz



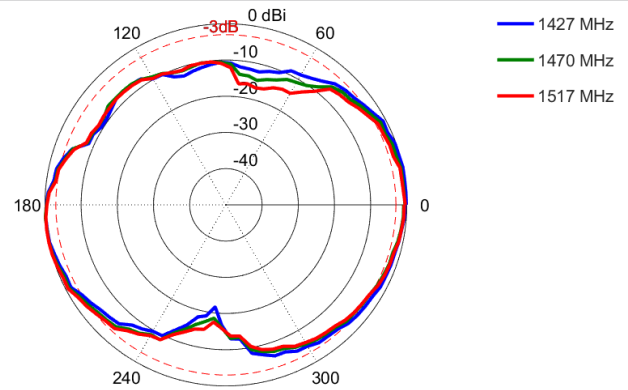
Elevation: 617 – 960 MHz



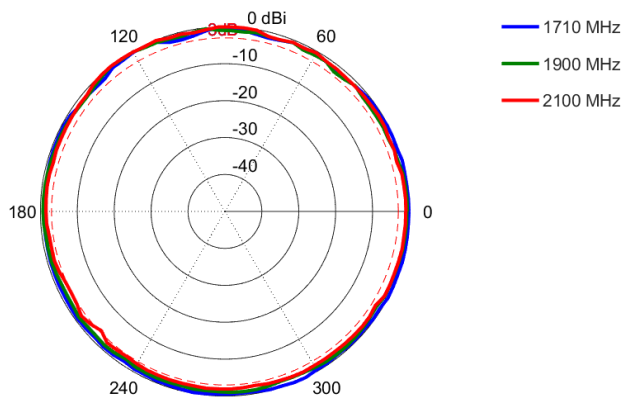
Azimuth: 1427 – 1517 MHz



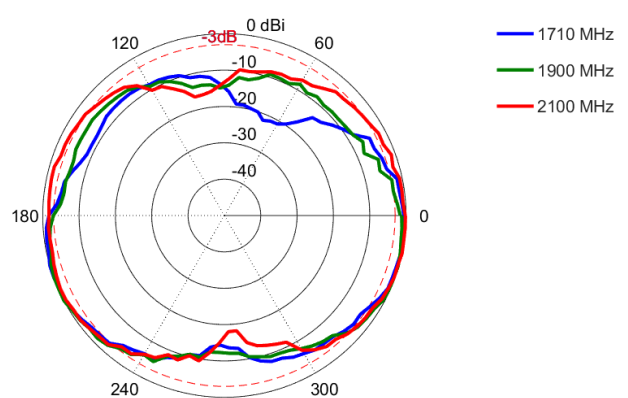
Elevation: 1427 – 1517 MHz



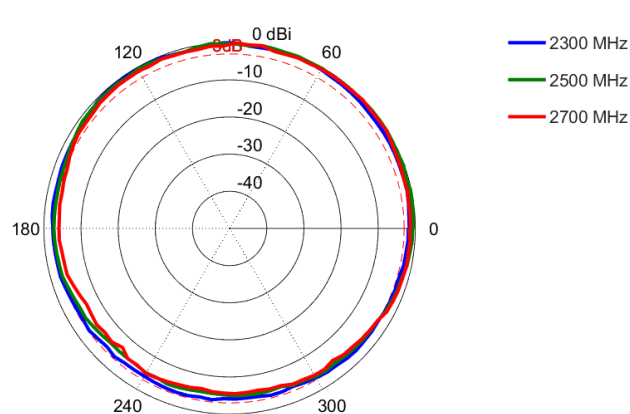
Azimuth: 1710 – 2100 MHz



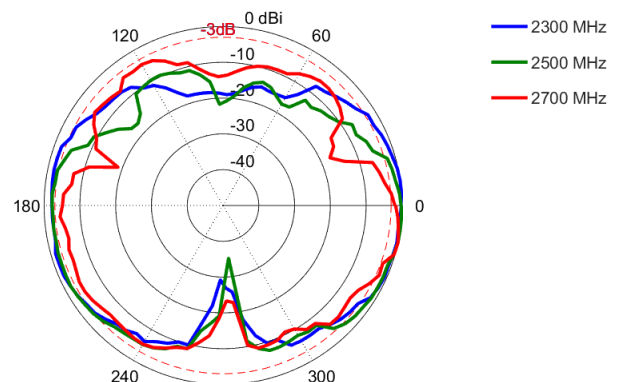
Elevation: 1710 – 2100 MHz



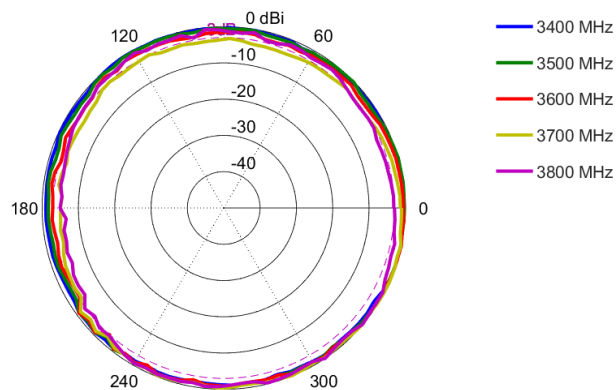
Azimuth: 2300 – 2700 MHz



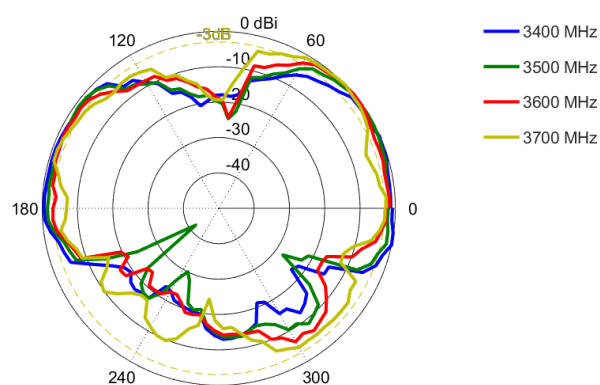
Elevation: 2300 – 2700 MHz



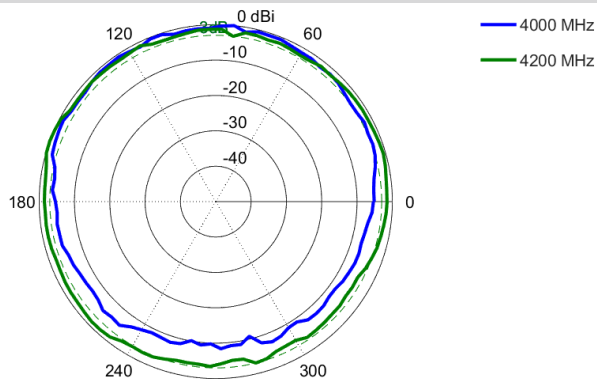
Azimuth: 3400 – 3800 MHz



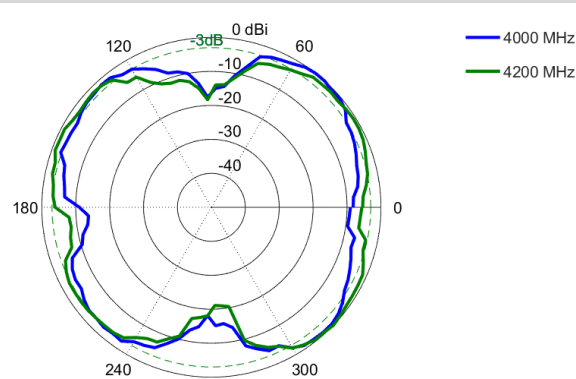
Elevation: 3400 – 3700 MHz



Azimuth: 4000 – 4200 MHz

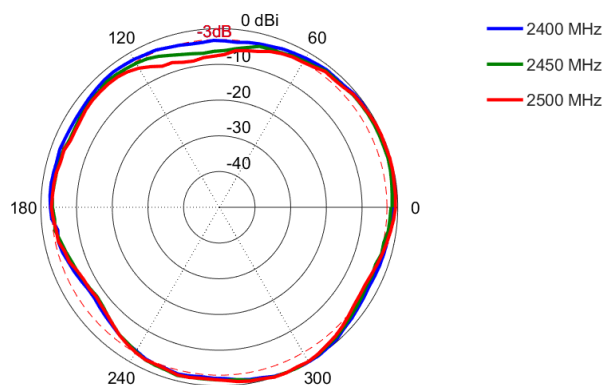


Elevation: 4000 – 4200 MHz

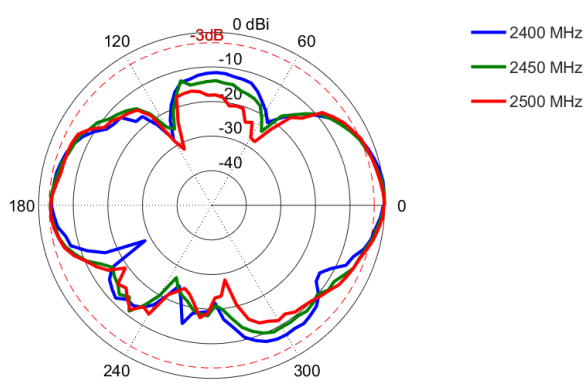


## Radiation Patterns – Wi-Fi

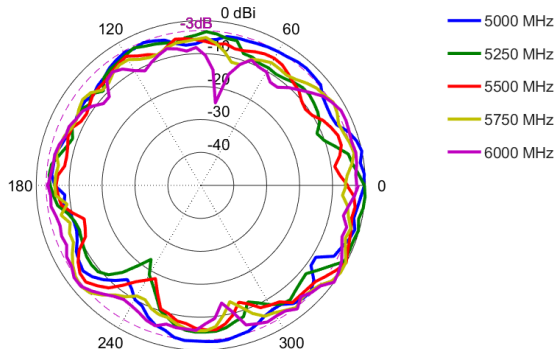
Azimuth: 2400 – 2500 MHz



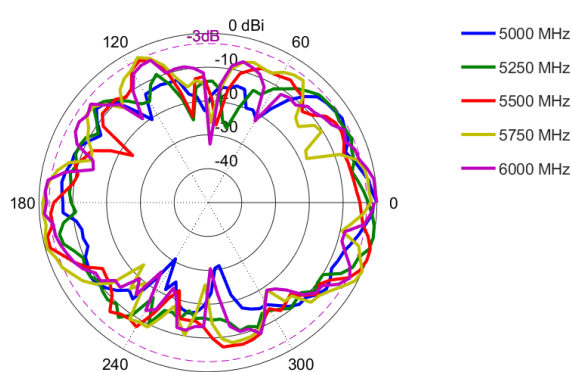
Elevation: 2400 – 2500 MHz



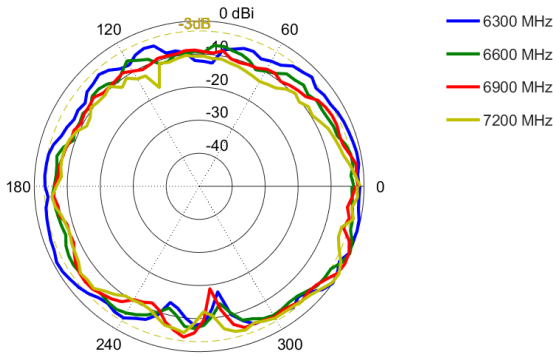
Azimuth: 5000 – 6000 MHz



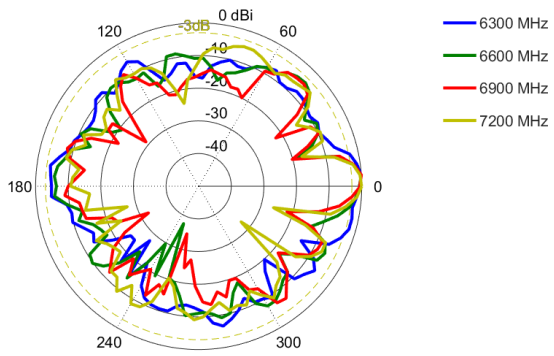
Elevation: 5000 – 6000 MHz



Azimuth: 6300 – 7200 MHz

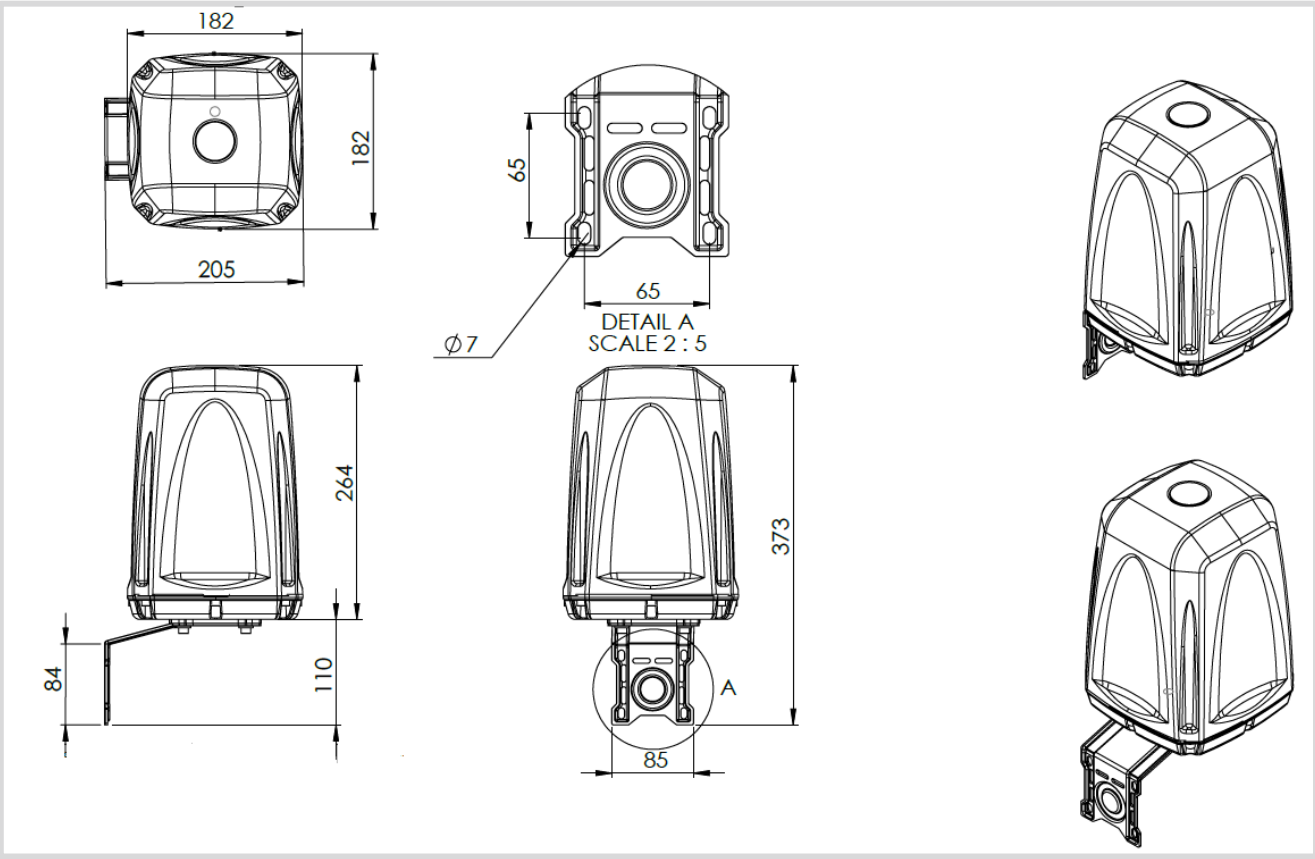
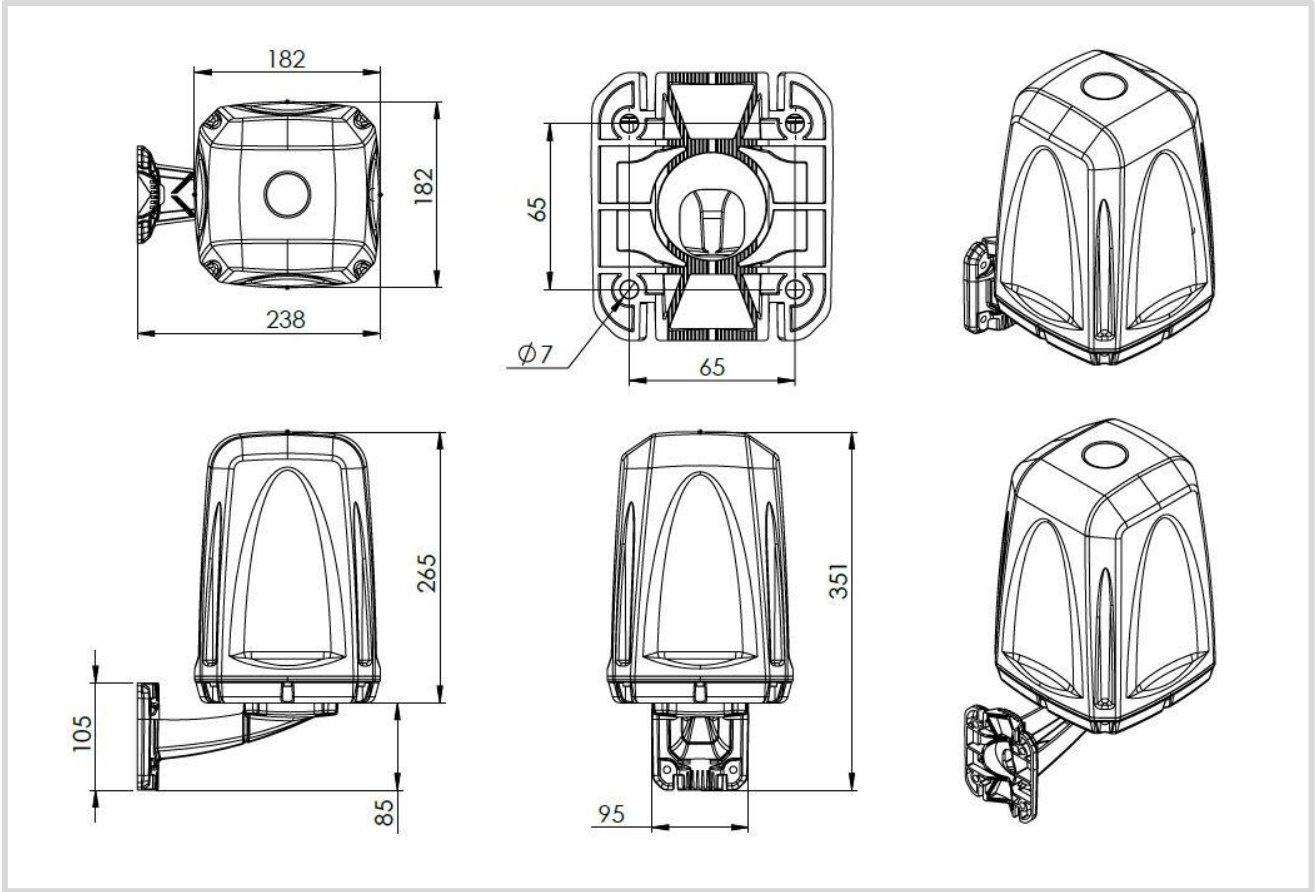


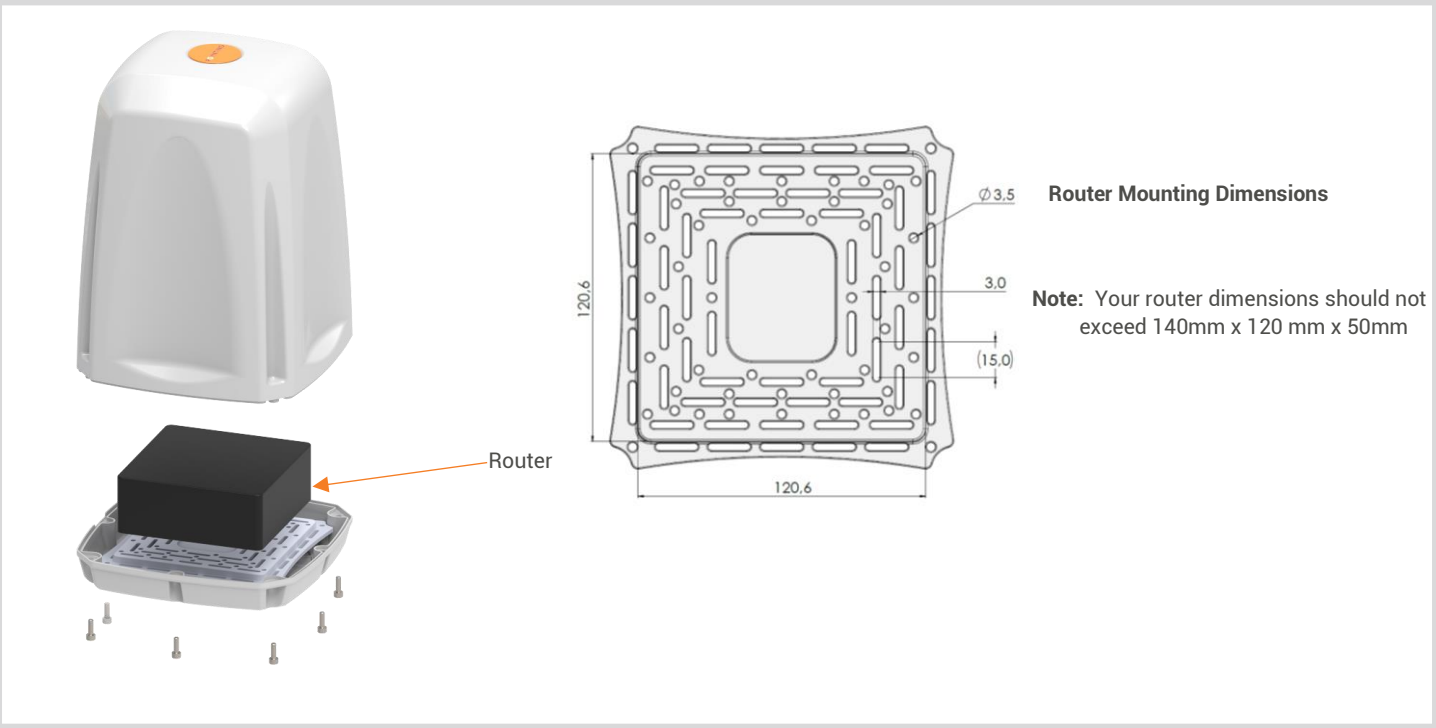
Elevation: 6300 – 7200 MHz



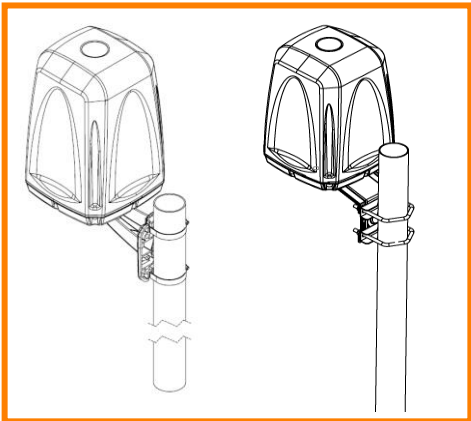


Technical Drawings






Mounting Options



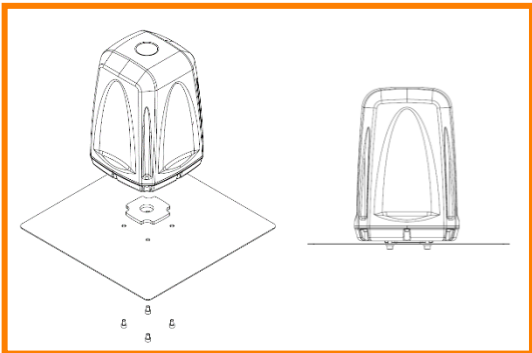
Pole Mount

Pole mounting using U-bolts or pipe clamps (included)



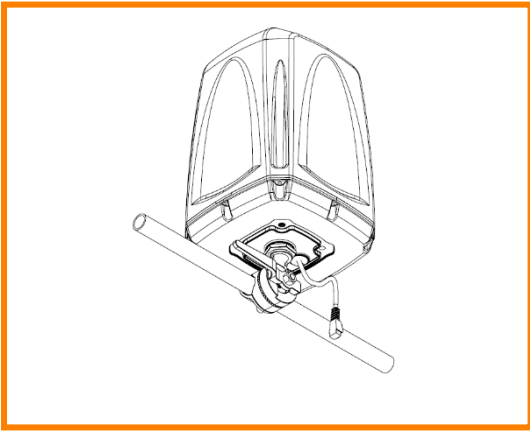
Wall Mount

Wall mounting using knock-in screws (included)



Surface Mount


Surface mounting using a surface mount gasket (included)



#### Marine Mount

Surface mounting using optional marine bracket (BRKT-038) and MISC 103 Kit – Not included

## Additional Accessories



### Optional BRKT-38-V1-01 (Not Provided)

Marine ratchet rail mount antenna bracket 1"-14TPI 316 Stainless Steel

## CONTACT POYNTING

### Poynting Antennas (Pty) Ltd - Head Office

Unit 4, N1 Industrial Park,  
Landmarks Avenue,  
Samrand, 0157, South Africa

**Phone:** +27 (0) 12 657 0050

**E-mail:** [info@poynting.tech](mailto:info@poynting.tech)

**International Email:** [sales-global@poynting.tech](mailto:sales-global@poynting.tech)

### Poynting Europe

Regus Business Center Neue Messe Riem  
Kronstadter Straße 4  
81677 München  
Germany

**Phone:** +49 89 7453 9002

**E-mail:** [sales-europe@poynting.tech](mailto:sales-europe@poynting.tech)

### Poynting USA

1804 Owen Court, Suite 104,  
Mansfield,  
TX 76063  
USA

**Phone:** +1 817 533-8130

**E-mail:** [sales-us@poynting.tech](mailto:sales-us@poynting.tech)