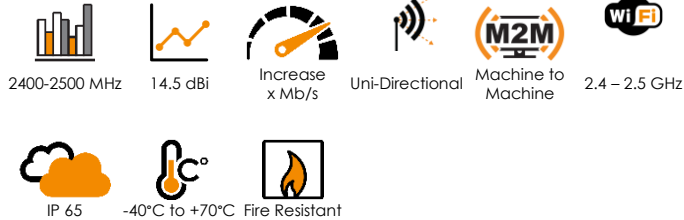


ANTENNAS | HELI-4 SERIES

CIRCULAR POLARISED, DIRECTIONAL MINE/TUNNEL ANTENNA

Wi-Fi; 2400 - 2500 MHz, 14.5 dBi



- Circular polarised HELI antenna provides enhanced signal propagation and connection stability within a tunnel
- Uni-directional – radiates in one direction in a tunnel
- Covers Wi-Fi band from 2400 – 2500 MHz
- Careful mechanical design provides ruggedness, water and dust resistance (IP 65)
- Ideal for Mining & Tunnel M2M and Wi-Fi deployments
- Easy installation with eyebolts for ceiling use and ground plane



Mining



Tunnelling



MASC



Urban

APPLICATION AREAS

Product Overview

The HELI-4 is a high gain, directional antenna which complements our Wi-Fi MinePoynt tunnel and mine antennas. The combination of MinePoynt beam antennas, for long distance thru-tunnel links, with this directional antenna, exploits Poynting's fifteen years' experience in designing and manufacturing antennas for underground mining data networks. The tunnel antenna is the ideal antenna for 2.4-2.5 GHz wireless applications in tunnels. In tests, both the data rate and range achieved with this antenna was greater than obtained when using linearly polarized panel antennas of the same gain. The hardy construction of this antenna makes it ideal for the mining environment. HELI-4 is a uni-directional antenna whilst the closely related HELI-8 is a bi-directional antenna. The HELI-4 gives you a low-cost network infrastructure for current voice and data needs in mines and tunnels.

Features

- Uni-directional antenna
- High gain over the 2.4 GHz Wi-Fi band
- Improved performance due to circular polarisation
- Ideal for mining and tunnelling applications
- Versatile installation mounting options

Application Areas

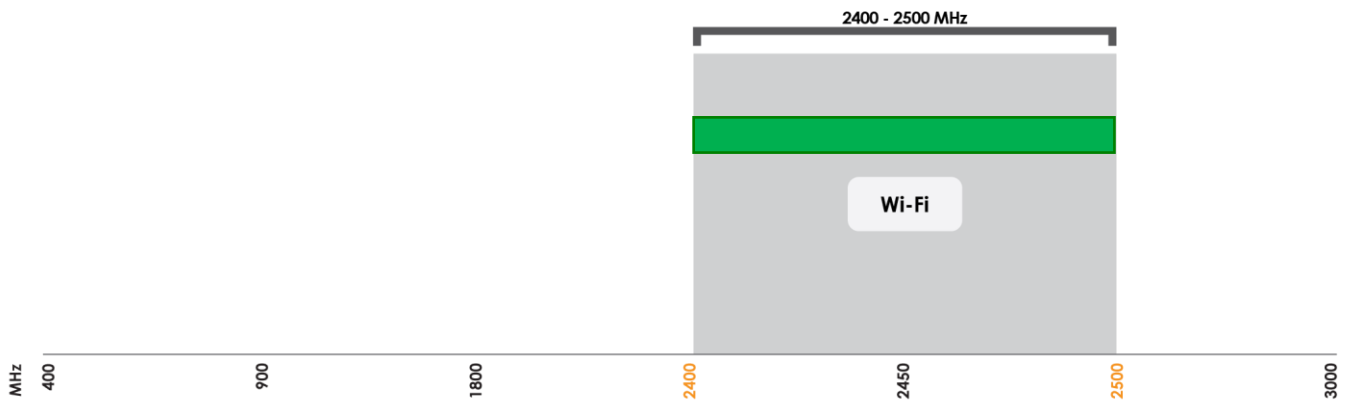
- Supplementing fibre/cable networks by providing wireless "Hotspots" to areas to enhance mobility or extend networks to inaccessible areas such as mines and tunnels.
- Underground telemetry
- Creation of complete in tunnel/mine wide data networks and or internet connectivity
- Seamless connection to personnel using VOIP phones, smart devices and tablets
- M2M applications






Frequency Bands

The HELI-4 is a Wi-Fi / ISM antenna that works from 2400 – 2500 MHz



 Indicates the WI-FI bands on which HELI-4 works

Antenna Overview

	
Ports	1
SISO / MIMO	SISO
Frequency Bands	2400 - 2500 MHz
Peak Gain	14.5 dBi
Coax Cable Type	N/A
Coax Cable Length	N/A
Connector Type	N-Type (F)

**The connector is factory mounted to the antenna*

Electrical Specifications

Frequency bands:	2400-2500 MHz
Gain (max):	14.5 dBi
VSWR:	1.5:1
Feed power handling:	30 W
Input impedance:	50 Ohm (nominal)
Polarisation:	Left-Hand Circular
DC short:	N/A

Product Box Contents

Antenna:	A-HELI-0004
Mounting bracket:	Two 6mm eyebolts for ceiling mount

Ordering Information

Commercial name:	HELI-4
Order product code:	A-HELI-0004
EAN number:	0707273468741

Mechanical Specifications

Product dimensions	420 mm x 145 mm x 120 mm
Packaged dimensions:	500 mm x 160 mm x 160 mm
Weight:	1.25 kg
Packaged weight:	1.50 kg
Radome material:	PVC
Radome colour:	Pantone 429C RAL 7038
Mounting Type:	Ceiling Mount using the two 6mm eyebolts provided

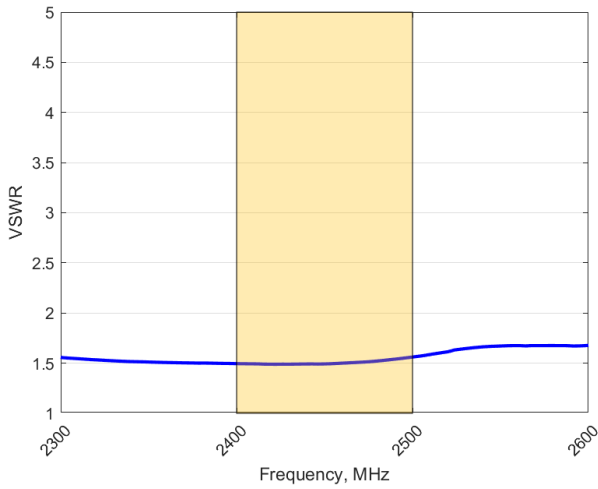
Environmental Specifications, Certification & Approvals

Wind Survival:	<120 km/h
Temperature Range (Operating):	-40°C to +70°C
Environmental Conditions:	Outdoor/Indoor
Water ingress protection ratio/standard:	IP 65
Salt Spray:	MIL-STD 810F /ASTM B117
Operating Relative Humidity:	Up to 98%
Storage Humidity:	5% to 95% - non-condensing
Storage Temperature:	-40°C to +70°C
Enclosure Flammability Rating:	UL 94-HB
Impact resistance:	IK 08
Product Safety & Environmental:	Complies with CE and RoHS standards

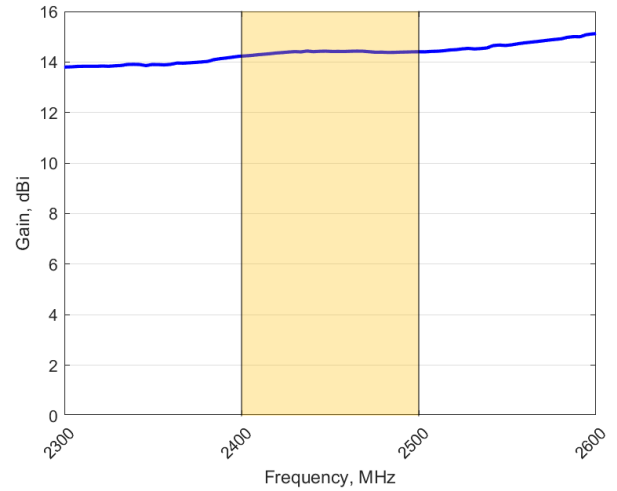


Antenna Performance Plots

VSWR



GAIN (EXCLUDING CABLE LOSS)



Voltage Standing Wave Ratio (VSWR)

VSWR is a measure of how efficiently radio-frequency power is transmitted from a power source, through a transmission line, into a load. In an ideal system, 100% of the energy is transmitted which corresponds to a VSWR of 1:1.

The HELI-4 delivers superior performance across all bands with a VSWR of 1.5:1.

Gain* in dBi

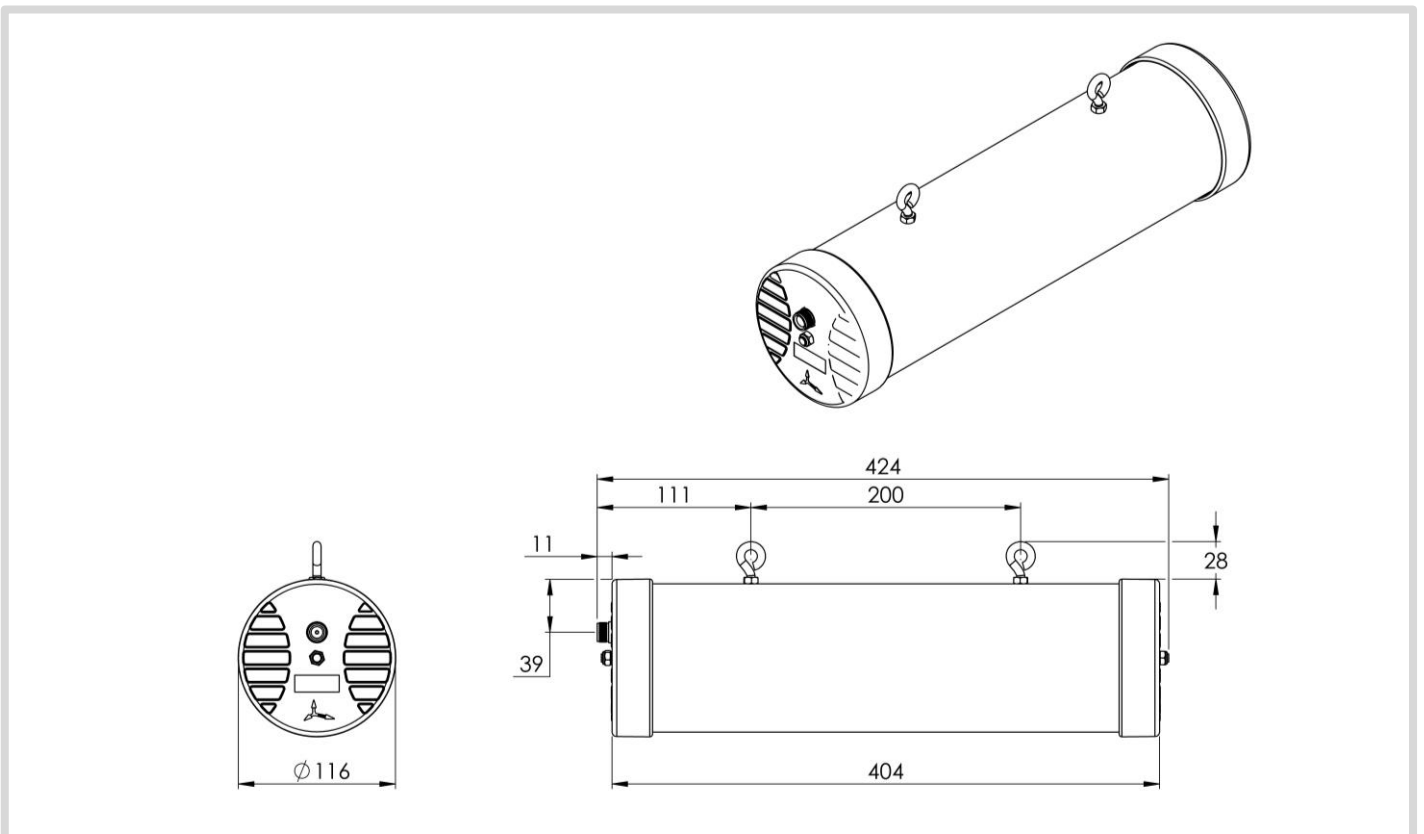
14.5 dBi is the peak gain across all bands from 2400 – 2500 MHz

Gain @ 2400 – 2500 MHz:

14.5 dBi

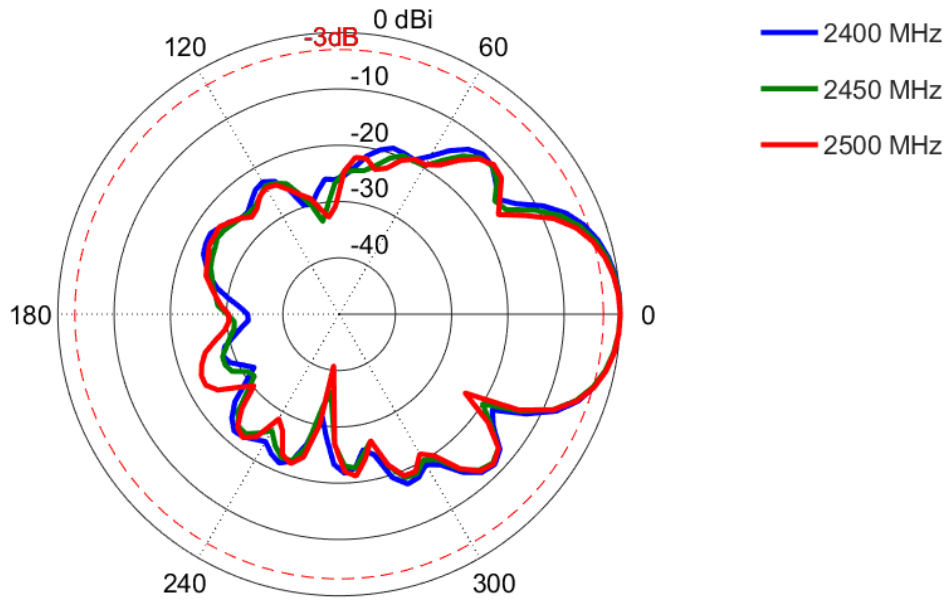
**Antenna gain measured with polarisation aligned standard antenna*

Technical Drawings

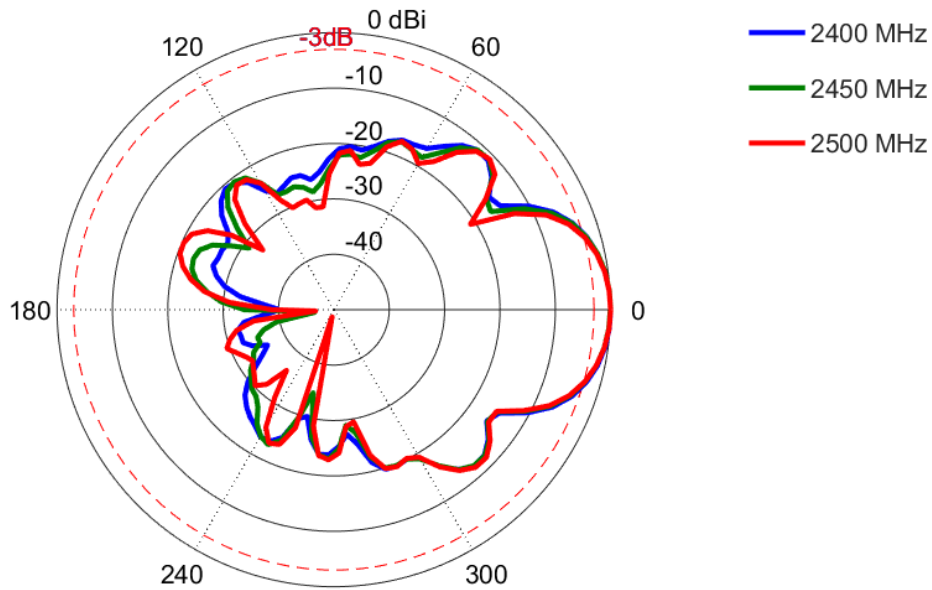


Radiation Patterns

Azimuth: 2400 – 2500 MHz



Elevation: 2400 – 2500 MHz



Additional Accessories

Extension Cables: Up to 15m HDF 195 (extension)

See accessories technical specifications on www.poynting.tech



Contact Poynting

Poynting Antennas (Pty) Ltd - Head Office

Unit 4, N1 Industrial Park
Landmarks Avenue,
Samrand, 0157
South Africa

Phone: +27 (0) 12 657 0050

E-mail: sales@poynting.co.za

Poynting Europe

Regus Business Center Neue Messe Riem
Kronstadter Straße 4
81677 München
Germany

Phone: +49 89 208026538

E-mail: sales-europe@poynting.tech