

PortServer® TS P MEI

Serial Server – Power Series

Universal, high-performance RS-232/422/485 serial to Ethernet connectivity with versatile powering options.



Overview

PortServer TS P MEI makes it easy to connect RS-232/422/485 serial devices to an IP network. By supporting versatile powering options like powered Ethernet and powered serial, this serial server can adapt to many applications where traditional power alternatives are required.

Powered Ethernet (802.3af, mid- and end-span support) makes it possible to run just one Ethernet cable to the device server for both power and communications. The powered serial feature enables PortServer TS P MEI to power a device over serial using Ring Indicator (RI) or DTR pins, or it can be powered itself using RI (Port 1 only). Each power feature is available in addition to a traditional power connector, and can serve as redundant power in case of an outage from either source.

Available in one-, two- and four-port versions, PortServer TS P MEI delivers universal, high performance multiport serial-to-Ethernet connectivity. It is ideal for applications requiring COM ports, serial tunneling, or where TCP/UDP Socket functionality is needed.

Target Applications



Utilities



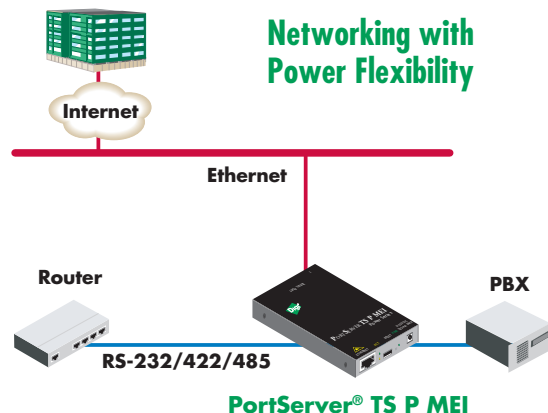
Industrial Automation



Retail/POS

Application Highlight

Central Location

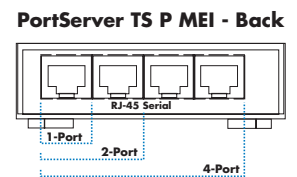
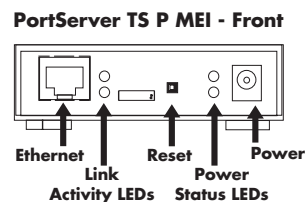


Features/Benefits

- 1, 2 or 4 switch-selectable RS-232/422/485 serial ports to connect virtually any type of serial device over Ethernet
- Supports Power over Ethernet (802.3af, end-span and mid-span) or powered serial for versatile and redundant powering options
- Patented RealPort for COM/TTY port control and management
- Modem emulation allows the device server to function as a modem
- Monitoring and diagnostic utility
- Secure communication via SSHv2



Specifications		PortServer® TS 1 P MEI	PortServer® TS 2 P MEI	PortServer® TS 4 P MEI
Features				
Management	HTTP/HTTPS, CLI, SNMP (read/write), Digi Port Authority-Remote management diagnostics and auto-discovery tool			
Protocols	UDP/TCP, DHCP/RARP/ARP-Ping for IP Address assignment, PPP, Extended Telnet RFC 2217, Telnet, Reverse Telnet, Modbus to Modbus/TCP protocol conversion support			
Software	Device-initiated patented RealPort® with encryption COM port redirector			
Security	SSHv2, SSH/TLS			
Status LEDs	Link, Activity, Power, Status			
Operating Systems	AIX, HP-UX, Linux®, SCO® OpenServer™ 5, SCO® OpenServer™ 6, Solaris™ Intel, Solaris™ SPARC, Windows XP®, Windows Server® 2003, Windows Server® 2008, Windows Vista® Note: TCP/UDP Socket Services are operating system independent			
Dimensions (L x W x D)	5.25 in x 3.33 in x 0.95 in (13.34 cm x 8.46 cm x 2.42 cm)			
Weight	2.25 oz (64.00 g)			
Other	802.3af powered Ethernet (mid- and end-span); Full modem and hardware flow control, Modem emulation, Port buffering, RJ-45/DB-9F crossover cable included for optional serial configuration			
Interfaces				
Serial				
Ports	1 RS-232/422/485 RJ-45 (switch selectable); Up to 230 Kbps throughput; Signal support for TXD, RXD, RTS, CTS, DTR, DSR, DCD	2 RS-232/422/485 RJ-45 (switch selectable); Up to 230 Kbps throughput; Signal support for TXD, RXD, RTS, CTS, DTR, DSR, DCD	4 RS-232/422/485 RJ-45 (switch selectable); Up to 230 Kbps throughput; Signal support for TXD, RXD, RTS, CTS, DTR, DSR, DCD	
Ethernet				
Ports	1 RJ-45 10/100 Mbps 10/100Base-T (auto-sensing); Full or half duplex			
Power Requirements				
Power Input	9-30VDC			
Power Supply (Included)	North America: 12VDC/.5A max out; 120VAC in (wall mount); International: 12VDC/.5A max out; 100-240VAC in (small brick)			
Power Consumption	Typical: 4 W; Max: 6 W			
Surge Protection	4 kV burst (EFT) per EN61000-4-4, 2 kV surge per EN61000-4-5			
Powered Ethernet	Ethernet Power, IEEE 802.3af compliant, pins 4/5(+) and 7/8(-); 4 kV burst (EFT) per 1000-4-4; 2 kV surge per EN61000-4-5			
Serial Power Input	DC input connector, 9-30VDC, 525 mA max; Serial Port 1, Pin 1 (RI), 9-30VDC, 525 mA max			
Serial Power Output	Available on all serial ports; 1 watt available power with selectable voltage level; Pin 1 (RI) 5VDC up to 200 mA max; Pin 9 (DTR) 9VDC up to 100 mA max			
Environmental				
Operating Temperature	0° C to 60° C (32° F to 140° F)			
Storage Temperature	-40° C to +85° C (-40° F to +185° F)			
Relative Humidity	5% to 90% (non-condensing)			
Ethernet Isolation	1500VAC min per IEEE802.3/ANSI X3.263			
Serial Port Protection (ESD)	+15 kV air 6 AP and +8 kV contact discharge per IEC 100-4-2			
Regulatory Approvals				
Safety	UL/CUL60950, IEC60950 & CB			
Emissions/Immunity	CE, FCC Part 15 (Class A), EN55024, EN55022 Class A, AS/NZS 3548, VCCI V-3/99.05			



Visit www.digi.com for part numbers.

DIGI SERVICE AND SUPPORT - You can purchase with confidence knowing that Digi is here to support you with expert technical support and a strong five-year warranty. www.digi.com/support

91001307
D1/909

Digi International
877-912-3444
952-912-3444
info@digi.com

Digi International France
+33-1-55-61-98-98
www.digi.fr

Digi International KK
+81-3-5428-0261
www.digi-intl.co.jp

Digi International (HK) Limited
+852-2833-1008
www.digi.cn

BUY ONLINE • www.digi.com

© 2004-2009 Digi International Inc. All rights reserved. Digi, Digi International, the Digi logo, PortServer and RealPort are trademarks or registered trademarks of Digi International Inc. in the United States and other countries worldwide. All other trademarks are the property of their respective owners.

